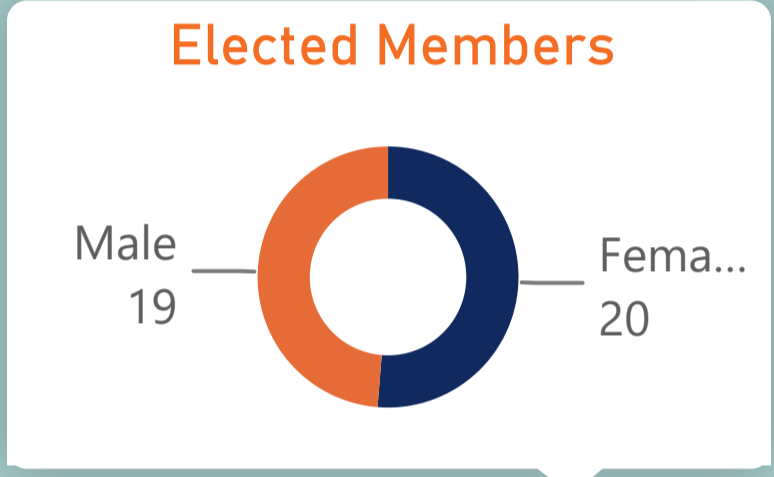


59
Number of Parks



1,611
Customer queries closed within deadline

€ 55,599
Business support initiative expenditure

15,672
Plastic bottles saved through use of drinking water fountains

14
LEO - jobs supported

118
Allocations / New tenancies

10,574
Number of dwellings in LA ownership

16
Trees Planted

1,300
New & upgraded cycle lanes - linear mts



Corporate Performance & Change Management

Register of Electors

210,093

People on the electoral register

Citizens Actively Engaged in Consultations

Number of Citizens who actively engaged in Council consultations (incl. consultation portal, citizen surveys and PB votes)

42

How people engage with the Council

102,349

Social Media engagement

156,694

Social media followers

142,902

Website page views

Queries received

Number of Freedom of Information/Data Access Requests responded to

22

Staff

Staff Learning and development courses

33

Number of Freedom of Information/Data Access Requests responded to

532

Councillor reps closed within deadline

1,611

Customer queries closed within deadline

9,638

Telephone calls answered

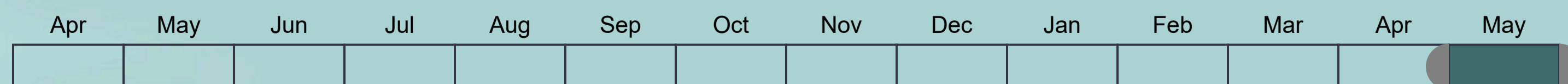
Procurement and IT Expenditure

Procurement number of contracts over €25,000 awarded

6

302,160

€ Total IT expenditure



Jobs created or supported

5,328

Jobs sustained in Grangecastle

14

LEO - jobs supported

59

LEO mentoring participants

Tourism & Culture

2

Number of festival and tourism events supported

8,188

Visitors to Round Tower center

41,557

Visitors to art centres

Libraries & Arts

92,814

Library visitors in person

64,296

Active library members

126,300

€ value of arts grants paid

112,762

Items issued to library borrowers

47,163

€ Spend on new library stock

15

Number of art grants paid

Business Support Initiatives & Expenditure

€ 55,599

Business support initiative expenditure

102

LEO Training Attendees



Green Spaces

Provision of walking and cycling routes in parks/open spaces (Linear Metres)

171,308

1,377

Trees pruned

16

Trees planted

910

Grass cut - hectares

Environmental Pollution

Pollution Cases that were the subject of a complaint

335

1,154

Pollution cases closed

New Recreational facilities

New recreational facilities (e.g. playspaces, teenspaces, pitches etc.)

0



Climate Action Initiatives

129

Climate Action Initiatives

Plastic bottles saved through use of drinking water from fountains

15,672

210

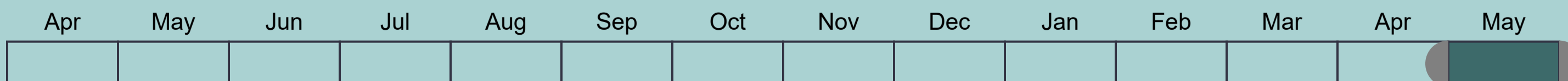
Biodiverse Meadowland maintained

Climate and environmental public awareness sessions

105

45.7

% Local authority energy savings





7,946
Number of creditor payments made

62,598,899
€ Value of creditor payments made

3,477,225
€ Value of social housing rent collection

108
% of social housing rent collection

191
€ Spend per capita - infrastructure

367,945
€ Value of loans collection

101
% of loans collection

12,332,898
€ Value of rates collection

8
% of rates collection

6,612,517
€ Value of payroll

95
€ spend per capita - services



Housing, Social and Community Development

Community support

6,296

Participants in council led sports and community initiatives

5

Number of community grants paid

90,984

Visitors to council leisure centres

Housing Relets

16.16

Relet times - weeks

71

Number of LA Houses vacant

Housing Maintenance

1,298

Maintenance Requests Received

901

Maintenance Requests Completed

190,745

€ Expenditure on planned Maintenance

20

Number of homes completed under the Energy Efficiency Retrofit Programme

Housing Provision

7,659

Total housing needs assessed

118

Allocations - new tenancies

10,574

Number of dwellings in LA ownership

5,341

HAP/RAS tenancies

673

Social and affordable homes under construction

644

Number of homeless households

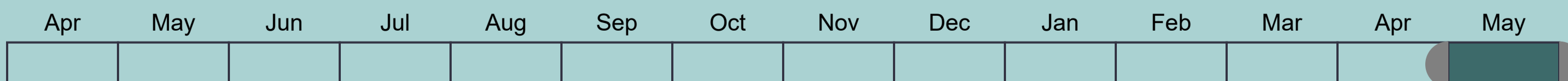
54

Homeless exits / preventions

Private Rented Dwellings

601

Number of Inspections



Building control

74

Building control inspections (number of units inspected)

Village and district enhancement

362,773

€ Village and district enhancement expenditure

Planning

27

Planning enforcement cases closed

9

Pre planning meetings held within 8 weeks

74

% planning applications granted

132

Private homes approved

182

Private homes commenced

85

Planning applications received

Public Lighting

202

LED light upgrades

1,176

Public lights repaired

78

Traffic lights repaired

Footpaths and Cycle Lanes

7,714

New and upgraded footpaths m2

1,300

New and upgraded cycle lanes - linear mts

