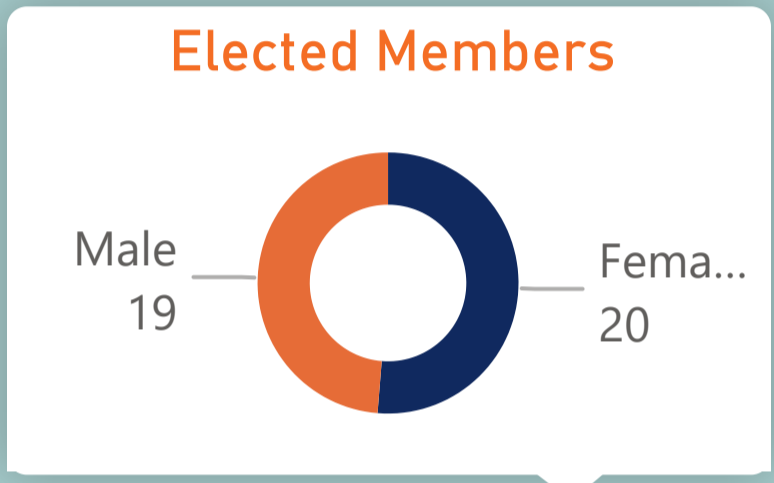


59
 Number of Parks



1,736
 Customer queries closed within deadline

€ 11,698
 Business support initiative expenditure

6,538
 Plastic bottles saved through use of drinking water fountains


0
 LEO - jobs supported

120
 Allocations / New tenancies

10,558
 Number of dwellings in LA ownership

1,020
 Trees Planted

2,022
 New & upgraded cycle lanes - linear mts



Register of Electors

209,842

People on the electoral register

Citizens Actively Engaged in Consultations

Number of Citizens who actively engaged in Council consultations (incl. consultation portal, citizen surveys and PB votes)

4,975

How people engage with the Council

127,016

Social Media engagement

167,956

Social media followers

154,784

Website page views

Queries received

Number of Freedom of Information/Data Access Requests responded to

30

Staff

Staff Learning and development courses

22

Number of Freedom of Information/Data Access Requests responded to

562

Councillor reps closed within deadline

1,736

Customer queries closed within deadline

10,865

Telephone calls answered

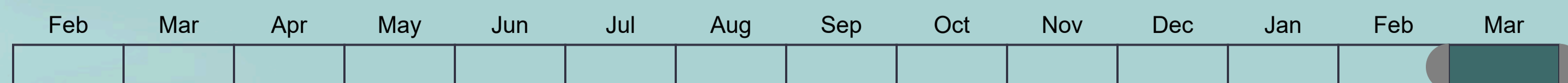
Procurement and IT Expenditure

Procurement number of contracts over €25,000 awarded

13

1,220,065

€ Total IT expenditure



Jobs created or supported

5,328

Jobs sustained in Grangecastle

0

LEO - jobs supported

55

LEO mentoring participants

Tourism & Culture

1

Number of festival and tourism events supported

5,763

Visitors to Round Tower center

36,554

Visitors to art centres

Libraries & Arts

78,503

Library visitors in person

117,906

Items issued to library borrowers

66,323

Active library members

309,322

€ Spend on new library stock

91,800

€ value of arts grants paid

12

Number of art grants paid

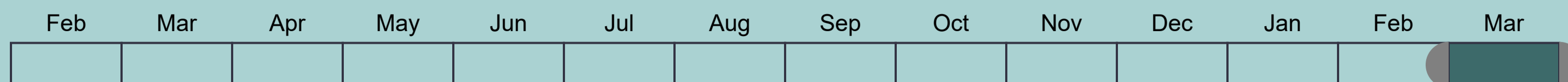
Business Support Initiatives & Expenditure

€ 11,698

Business support initiative expenditure

883

LEO Training Attendees



Green Spaces

Provision of walking and cycling routes in parks/open spaces (Linear Metres)

170,668

1,285

Trees pruned

1,020

Trees planted

464

Grass cut - hectares

Environmental Pollution

Pollution Cases that were the subject of a complaint

336

156

Pollution cases closed

New Recreational facilities

New recreational facilities (e.g. playspaces, teenspaces, pitches etc.)

0



Climate Action Initiatives

129

Climate Action Initiatives

Plastic bottles saved through use of drinking water from fountains

6,538

210

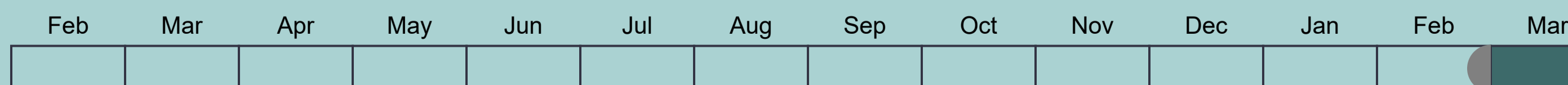
Biodiverse Meadowland maintained

Climate and environmental public awareness sessions

130

46.2

% Local authority energy savings





7,996
Number of creditor payments made

50,250,370
€ Value of creditor payments made

3,712,671
€ Value of social housing rent collection

94
% of social housing rent collection

100
€ Spend per capita - infrastructure

485,090
€ Value of loans collection


131
% of loans collection

34,944,914
€ Value of rates collection

22
% of rates collection

8,472,521
€ Value of payroll

115
€ spend per capita - services



Housing, Social and Community Development

Community support

7,140

Participants in council led sports and community initiatives

0

Number of community grants paid

81,576

Visitors to council leisure centres

Housing Provision

7,617

Total housing needs assessed

120

Allocations - new tenancies

10,558

Number of dwellings in LA ownership

5,317

HAP/RAS tenancies

697

Social and affordable homes under construction

653

Number of homeless households

45

Homeless exits / preventions

Housing Relets

23.90

Relet times - weeks

68

Number of LA Houses vacant

Housing Maintenance

1,386

Maintenance Requests Received

851

Maintenance Requests Completed

285,504

€ Expenditure on planned Maintenance

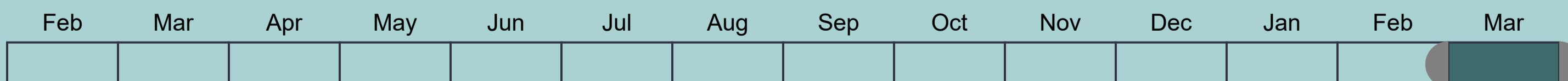
0

Number of homes completed under the Energy Efficiency Retrofit Programme

Private Rented Dwellings

651

Number of Inspections



Building control

56

Building control inspections (number of units inspected)

Village and district enhancement

586,325

€ Village and district enhancement expenditure

Planning

90

Planning enforcement cases closed

5

Pre planning meetings held within 8 weeks

69

% planning applications granted

246

Private homes approved

200

Private homes commenced

99

Planning applications received

Public Lighting

131

LED light upgrades

478

Public lights repaired

84

Traffic lights repaired

Footpaths and Cycle Lanes

3,290

New and upgraded footpaths m2

2,022

New and upgraded cycle lanes - linear mts

