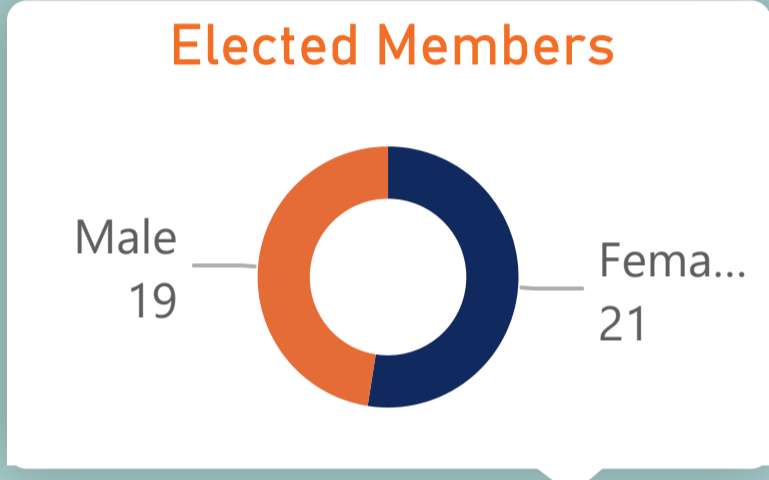


59
 Number of Parks



1,053
 Customer queries closed within deadline

€ 973
 Business support initiative expenditure

4,620
 Plastic bottles saved through use of drinking water fountains


3
 LEO - jobs supported

199
 Allocations / New tenancies

231
 Trees Planted

290
 New & upgraded cycle lanes - linear mts

10,281
 Number of dwellings in LA ownership



Corporate Performance & Change Management

Register of Electors

213,345

People on the electoral register

Citizens Actively Engaged in Consultations

Number of Citizens who actively engaged in Council consultations (incl. consultation portal, citizen surveys and PB votes)

194

How people engage with the Council

345,445

Social Media engagement

158,719

Social media followers

85,733

Website page views

Queries received

Number of Freedom of Information/Data Access Requests responded to

28

Staff

Staff Learning and development courses

9

Number of Freedom of Information/Data Access Requests responded to

192

Councillor reps closed within deadline

1,053

Customer queries closed within deadline

8,350

Telephone calls answered

Procurement and IT Expenditure

Procurement number of contracts over €25,000 awarded

12

510,516

€ Total IT expenditure



Nov	Dec	Jan	Feb	Mar	Apr	May	Jun	Jul	Aug	Sep	Oct	Nov	Dec

Jobs created or supported

5,328

Jobs sustained in Grangecastle

3

LEO - jobs supported

17

LEO mentoring participants

Tourism & Culture

1

Number of festival and tourism events supported

2,866

Visitors to Round Tower center

36,923

Visitors to art centres

Libraries & Arts

56,599

Library visitors in person

47,117

Items issued to library borrowers

63,211

Active library members

49,196

€ Spend on new library stock

796,785

€ value of arts grants paid

14

Number of art grants paid

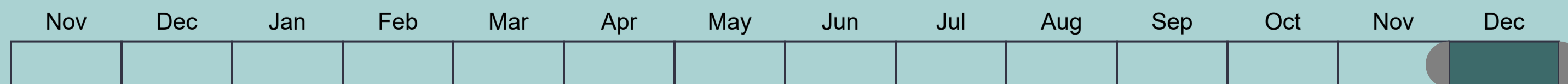
Business Support Initiatives & Expenditure

€ 973

Business support initiative expenditure

7

Trading online applications approved



Green Spaces

Provision of walking and cycling routes in parks/open spaces (Linear Metres)

165,031

480

Trees pruned

231

Trees planted

0

Grass cut - hectares

Environmental Pollution

Pollution Cases that were the subject of a complaint

175

105

Pollution cases closed

New Recreational facilities

New recreational facilities (e.g. playspaces, teenspaces, pitches etc.)

4



Climate Action Initiatives

129

Climate Action Initiatives

Plastic bottles saved through use of drinking water from fountains

4,620

195

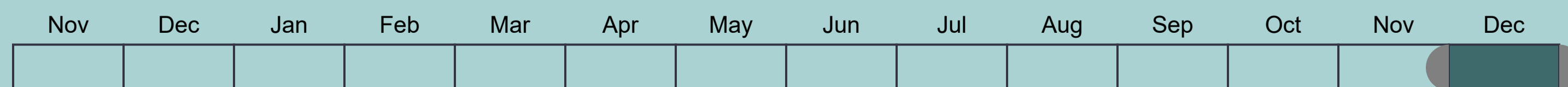
Biodiverse Meadowland maintained

Climate and environmental public awareness sessions

36

46

% Local authority energy savings





6,749
Number of creditor payments made

42,131,630
€ Value of creditor payments made

2,886,540
€ Value of social housing rent collection

90
% of social housing rent collection

168
€ Spend per capita - infrastructure

426,345
€ Value of loans collection

113
% of loans collection

5,361,423
€ Value of rates collection

4
% of rates collection

6,937,226
€ Value of payroll

125
€ spend per capita - services



Housing, Social and Community Development

Community support

5,378

Participants in council led sports and community initiatives

16

Number of community grants paid

46,404

Visitors to council leisure centres

Housing Relets

21.56

Relet times - weeks

95

Number of LA Houses vacant

Housing Maintenance

1,284

Maintenance Requests Received

881

Maintenance Requests Completed

1,009,903

€ Expenditure on planned Maintenance

23

Number of homes completed under the Energy Efficiency Retrofit Programme

Housing Provision

7,618

Total housing needs assessed

199

Allocations - new tenancies

10,281

Number of dwellings in LA ownership

5,264

HAP/RAS tenancies

362

Social and affordable homes under construction

498

Number of homeless households

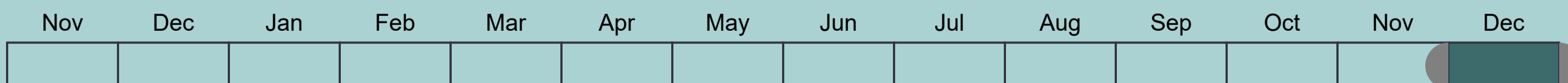
88

Homeless exits / preventions

Private Rented Dwellings

118

Number of Inspections



Building control

54

Building control inspections (number of units inspected)

Village and district enhancement

782,353

€ Village and district enhancement expenditure

Planning

7

Planning enforcement cases closed

4

Pre planning meetings held within 8 weeks

71

% planning applications granted

49

Private homes approved

425

Private homes commenced

86

Planning applications received

Public Lighting

65

LED light upgrades

443

Public lights repaired

98

Traffic lights repaired

Footpaths and Cycle Lanes

310

New and upgraded footpaths m2

290

New and upgraded cycle lanes - linear mts

