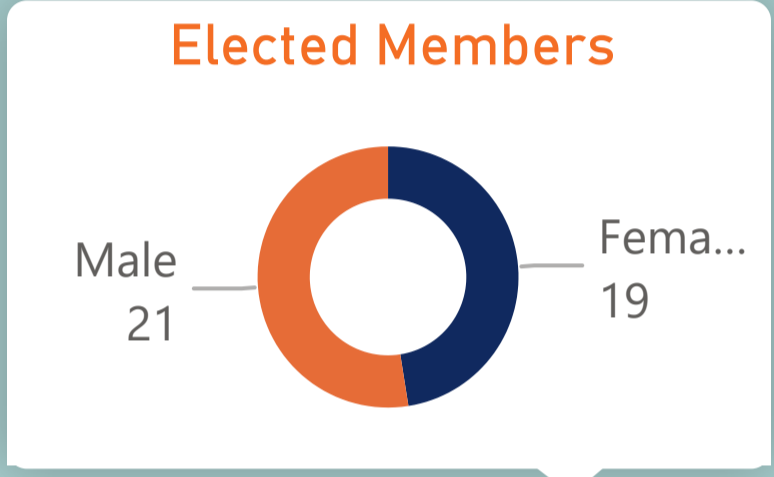


59
 Number of Parks



1,615
 Customer queries closed within deadline

€ 0
 Business support initiative expenditure

5,400
 Plastic bottles saved through use of drinking water fountains

0
 LEO - jobs supported

95
 Allocations / New tenancies

10,179
 Number of dwellings in LA ownership

1,123
 Trees Planted

9,312
 New & upgraded cycle lanes - linear mts



Register of Electors

213,421

People on the electoral register

Citizens Actively Engaged in Consultations

Number of Citizens who actively engaged in Council consultations (incl. consultation portal, citizen surveys and PB votes)

542

How people engage with the Council

68,973

Social Media engagement

158,719

Social media followers

149,857

Website page views

Queries received

Number of Freedom of Information/Data Access Requests responded to

23

Staff

Staff Learning and development courses

37

Procurement and IT Expenditure

Procurement number of contracts over €25,000 awarded

8

702,941

€ Total IT expenditure



Oct	Nov	Dec	Jan	Feb	Mar	Apr	May	Jun	Jul	Aug	Sep	Oct	Nov

Jobs created or supported

5,328

Jobs sustained in Grangecastle

0

LEO - jobs supported

46

LEO mentoring participants

Tourism & Culture

1

Number of festival and tourism events supported

7,626

Visitors to Round Tower center

38,019

Visitors to art centres



Libraries & Arts

87,380

Library visitors in person

85,731

Items issued to library borrowers

64,527

Active library members

50,049

€ Spend on new library stock

177,685

€ value of arts grants paid

20

Number of art grants paid


Business Support Initiatives & Expenditure

€ 0

Business support initiative expenditure

7

Trading online applications approved



Green Spaces

Provision of walking and cycling routes in parks/open spaces (Linear Metres)

165,031

867

Trees pruned

1,123

Trees planted

793

Grass cut - hectares

Environmental Pollution

Pollution Cases that were the subject of a complaint

271

154

Pollution cases closed

New Recreational facilities

New recreational facilities (e.g. playspaces, teenspaces, pitches etc.)

11



Climate Action Initiatives

129

Climate Action Initiatives

Plastic bottles saved through use of drinking water from fountains

5,400

195

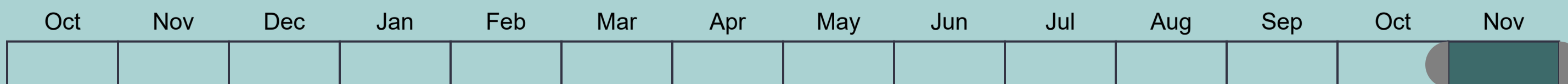
Biodiverse Meadowland maintained

Climate and environmental public awareness sessions

52

46

% Local authority energy savings





6,548
Number of creditor payments made

96,546,700
€ Value of creditor payments made

3,153,282
€ Value of social housing rent collection

115
% of social housing rent collection

260
€ Spend per capita - infrastructure

409,003
€ Value of loans collection

108
% of loans collection

5,512,578
€ Value of rates collection

4
% of rates collection

7,293,457
€ Value of payroll

95
€ spend per capita - services



Housing, Social and Community Development

Community support

10,815

Participants in council led sports and community initiatives

69

Number of community grants paid

52,637

Visitors to council leisure centres

Housing Relets

21.98

Relet times - weeks

95

Number of LA Houses vacant

Housing Provision

7,618

Total housing needs assessed

95

Allocations - new tenancies

10,179

Number of dwellings in LA ownership

5,265

HAP/RAS tenancies

422

Social and affordable homes under construction

554

Number of homeless households

53

Homeless exits / preventions

Housing Maintenance

1,748

Maintenance Requests Received

1,250

Maintenance Requests Completed

1,482,782

€ Expenditure on planned Maintenance


15

Number of homes completed under the Energy Efficiency Retrofit Programme

Private Rented Dwellings

342

Number of Inspections



Building control

26

Building control inspections (number of units inspected)

Village and district enhancement

815,658

€ Village and district enhancement expenditure

Planning

13

Planning enforcement cases closed

11

Pre planning meetings held within 8 weeks

81

% planning applications granted

51

Private homes approved

210

Private homes commenced

85

Planning applications received

Public Lighting

230

LED light upgrades

206

Public lights repaired

117

Traffic lights repaired

Footpaths and Cycle Lanes

5,117

New and upgraded footpaths m2

9,312

New and upgraded cycle lanes - linear mts

