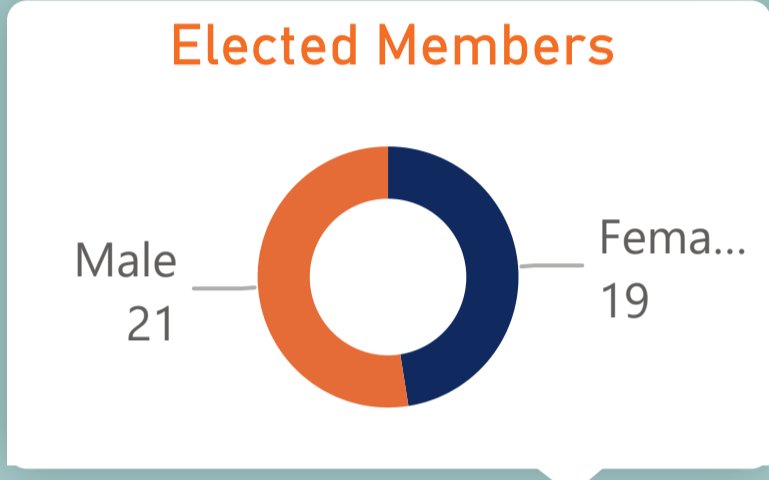


**59**  
 Number of Parks



**1,940**  
 Customer queries closed within deadline

**€ 117,948**  
 Business support initiative expenditure

**8,682**  
 Plastic bottles saved through use of drinking water fountains

**0**  
 LEO - jobs supported

**67**  
 Allocations / New tenancies

**0**  
 Trees Planted

**10,092**  
 Number of dwellings in LA ownership

**0**  
 New & upgraded cycle lanes - linear mts

Aug	Sep	Oct	Nov	Dec	Jan	Feb	Mar	Apr	May	Jun	Jul	Aug	Sep

## Register of Electors

**205,844**

People on the electoral register

## Citizens Actively Engaged in Consultations

Number of Citizens who actively engaged in Council consultations (incl. consultation portal, citizen surveys and PB votes)

**57**

## How people engage with the Council

**101,261**

Social Media engagement

**157,992**

Social media followers

**144,314**

Website page views

## Queries received

Number of Freedom of Information/Data Access Requests responded to

**28**

## Staff

Staff Learning and development courses

**22**

Number of Freedom of Information/Data Access Requests responded to

**452**

Councillor reps closed within deadline

**1,940**

Customer queries closed within deadline

**11,971**

Telephone calls answered

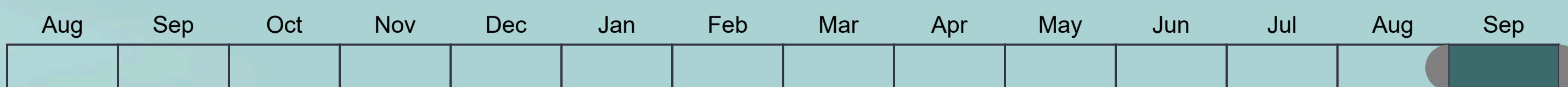
## Procurement and IT Expenditure

Procurement number of contracts over €25,000 awarded

**11**

**413,808**

€ Total IT expenditure



## Jobs created or supported

**5,328**

Jobs sustained in Grangecastle

**0**

LEO - jobs supported

**54**

LEO mentoring participants

## Tourism & Culture

**0**

Number of festival and tourism events supported

**9,063**

Visitors to Round Tower center

**31,788**

Visitors to art centres

## Libraries & Arts

**78,095**

Library visitors in person

**82,144**

Items issued to library borrowers

**56,345**

Active library members

**45,784**

€ Spend on new library stock

**126,500**

€ value of arts grants paid

**18**

Number of art grants paid

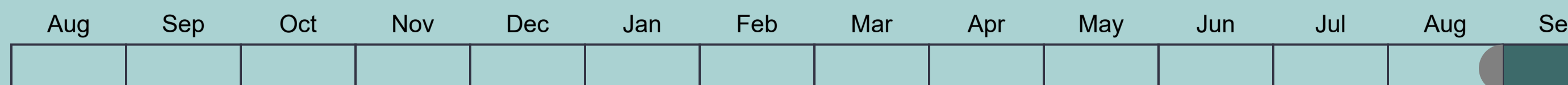
## Business Support Initiatives & Expenditure

**€ 117,948**

Business support initiative expenditure

**7**

Trading online applications approved



## Green Spaces

Provision of walking and cycling routes in parks/open spaces (Linear Metres)

161,715

633

Trees pruned

0

Trees planted

921

Grass cut - hectares

## Environmental Pollution

Pollution Cases that were the subject of a complaint

231

149

Pollution cases closed

## New Recreational facilities

New recreational facilities (e.g. playspaces, teenspaces, pitches etc.)

0



## Climate Action Initiatives

129

Climate Action Initiatives

Plastic bottles saved through use of drinking water from fountains

8,682

195


Biodiverse Meadowland maintained

Climate and environmental public awareness sessions

34

46

% Local authority energy savings





**6,644**  
Number of creditor payments made

**36,600,196**  
€ Value of creditor payments made

**2,902,613**  
€ Value of social housing rent collection

**82**  
% of social housing rent collection

**112**  
€ Spend per capita - infrastructure

**403,760**  
€ Value of loans collection

**108**  
% of loans collection

**7,915,627**  
€ Value of rates collection

**5**  
% of rates collection

**7,707,671**  
€ Value of payroll

**101**  
€ spend per capita - services



# Housing, Social and Community Development

## Community support

**12,737**

Participants in council led sports and community initiatives

**58**

Number of community grants paid

**65,262**

Visitors to council leisure centres

## Housing Relets

**22.53**

Relet times - weeks

**101**

Number of LA Houses vacant

## Housing Provision

**8,381**

Total housing needs assessed

**67**

Allocations - new tenancies

**10,092**

Number of dwellings in LA ownership

**5,254**

HAP/RAS tenancies

**480**

Social and affordable homes under construction

**569**

Number of homeless households

**55**

Homeless exits / preventions

## Housing Maintenance

**1,447**

Maintenance Requests Received

**800**

Maintenance Requests Completed

**409,275**

€ Expenditure on planned Maintenance

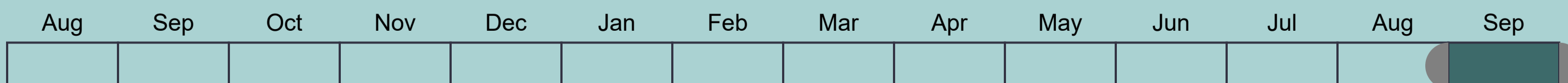
**12**

Number of homes completed under the Energy Efficiency Retrofit Programme

## Private Rented Dwellings

**515**

Number of Inspections



## Building control

**62**

Building control inspections (number of units inspected)

## Village and district enhancement

**234,205**

€ Village and district enhancement expenditure

## Planning

**29**

Planning enforcement cases closed

**7**

Pre planning meetings held within 8 weeks

**70**

% planning applications granted

**102**

Private homes approved

**2,159**

Private homes commenced

**71**

Planning applications received

## Public Lighting

**104**

LED light upgrades

**401**

Public lights repaired

**99**

Traffic lights repaired

## Footpaths and Cycle Lanes

**6,819**

New and upgraded footpaths m2

**0**

New and upgraded cycle lanes - linear mts

