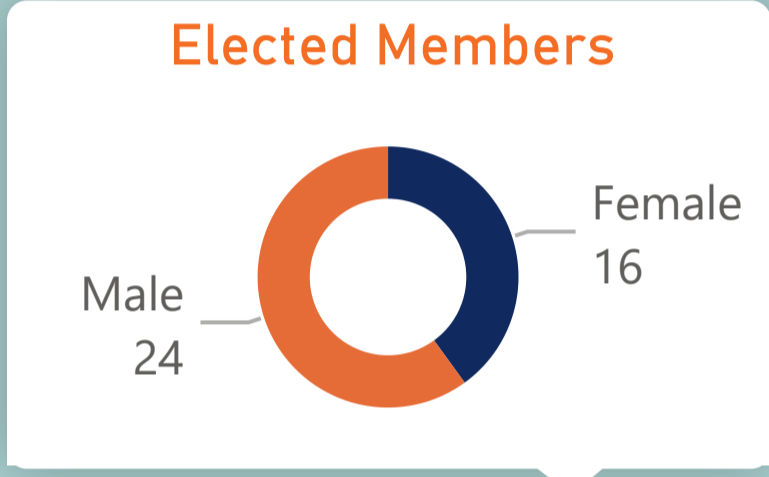


**59**  
Number of Parks



**1,248**  
Customer queries closed within deadline

**€ 0**  
Business support initiative expenditure

**2,840**  
Plastic bottles saved through use of drinking water fountains

**0**  
LEO - jobs supported



**45**  
Allocations / New tenancies



**423**  
Trees Planted

**10,006**  
Number of dwellings in LA ownership

**0**  
New & upgraded cycle lanes - linear mts

Feb	Mar	Apr	May	Jun	Jul	Aug	Sep	Oct	Nov	Dec	Jan	Feb	Mar

# Corporate Performance & Change Management

## Register of Electors

**199,868**

People on the electoral register

## Citizens Actively Engaged in Consultations

Number of Citizens who actively engaged in Council consultations (incl. consultation portal, citizen surveys and PB votes)

**0**

## How people engage with the Council

**88,810**

Social Media engagement

**154,070**

Social media followers

**147,250**

Website page views

## Queries received

Number of Freedom of Information/Data Access Requests responded to

**34**

## Staff

Staff Learning and development courses

**7**

## Procurement and IT Expenditure

Procurement number of contracts over €25,000 awarded

**7**

**520,285**

€ Total IT expenditure



Feb	Mar	Apr	May	Jun	Jul	Aug	Sep	Oct	Nov	Dec	Jan	Feb	Mar

## Jobs created or supported

**5,328**

Jobs sustained in Grangecastle

**0**

LEO - jobs supported

**70**

LEO mentoring participants

## Tourism & Culture

**0**

Number of festival and tourism events supported

**5,824**

Visitors to Round Tower center

**37,276**

Visitors to art centres

## Libraries & Arts

**79,369**

Library visitors in person

**67,383**

Items issued to library borrowers

**60,945**

Active library members

**57,661**

€ Spend on new library stock

**29,975**

€ value of arts grants paid

**2**

Number of art grants paid

## Business Support Initiatives & Expenditure

**€ 0**

Business support initiative expenditure

**9**

Trading online applications approved



## Green Spaces

Provision of walking and cycling routes in parks/open spaces (Linear Metres)

**158,923**

**671**

Trees pruned

**423**

Trees planted

**286**

Grass cut - hectares

## Environmental Pollution

Pollution Cases that were the subject of a complaint

**185**

**261**

Pollution cases closed

## New Recreational facilities

New recreational facilities (e.g. playspaces, teenspaces, pitches etc.)

**0**



## Climate Action Initiatives

**129**

Climate Action Initiatives

Plastic bottles saved through use of drinking water from fountains

**2,840**

**185**

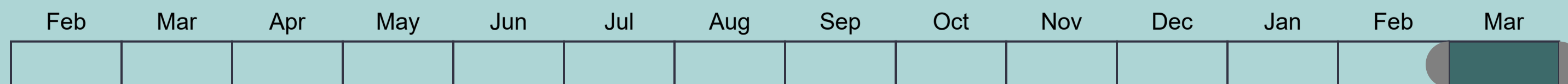
Biodiverse Meadowland maintained

Climate and environmental public awareness sessions

**15**

**46**

% Local authority energy savings





**5,589**  
Number of creditor payments made

**55,028,095**  
€ Value of creditor payments made

**2,325,247**  
€ Value of social housing rent collection

**90**  
% of social housing rent collection

**83**  
€ Spend per capita - infrastructure

**257,735**  
€ Value of loans collection

**66**  
% of loans collection

**24,880,219**  
€ Value of rates collection

**17**  
% of rates collection

**8,932,301**  
€ Value of payroll

**91**  
€ spend per capita - services



# Housing, Social and Community Development

## Community support

**9,745**

Participants in council led sports and community initiatives

**1**

Number of community grants paid

**57,953**

Visitors to council leisure centres

## Housing Provision

**8,263**

Total housing needs assessed

**45**

Allocations - new tenancies

**10,006**

Number of dwellings in LA ownership

**5,276**

HAP/RAS tenancies

**524**

Social and affordable homes under construction

**627**

Number of homeless households

**66**

Homeless exits / preventions

## Housing Relets

**13.00**

Relet times - weeks

**79**

Number of LA Houses vacant

## Housing Maintenance

**1,364**

Maintenance Requests Received

**708**

Maintenance Requests Completed

**302,097**

€ Expenditure on planned Maintenance

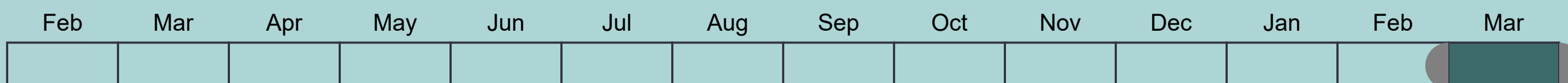
**0**

Number of homes completed under the Energy Efficiency Retrofit Programme

## Private Rented Dwellings

**299**

Number of Inspections



## Building control

**34**

Building control inspections (number of units inspected)

## Village and district enhancement

**126,494**

€ Village and district enhancement expenditure

## Planning

**17**

Planning enforcement cases closed

**6**

Pre planning meetings held within 8 weeks

**81**

% planning applications granted

**233**

Private homes approved

**832**

Private homes commenced

**93**

Planning applications received

## Public Lighting

**103**

LED light upgrades

**376**

Public lights repaired

**69**

Traffic lights repaired

## Footpaths and Cycle Lanes

**3,079**

New and upgraded footpaths m2

**0**

New and upgraded cycle lanes - linear mts

