

Tallaght 3G Pitch

Tallaght, Leinster

Lighting System

Pole / Fixture Summary						
Pole ID	Pole Height	Mtg Height	Fixture Qty	Luminaire Type	Load	Circuit
S1, S3-S4, S6	15.2	15.2	2	TLC-LED-1200	2.34 kW	A
S2, S5	15.2	15.2	3	TLC-LED-1200	3.51 kW	A
10			14		16.38 kW	


Circuit Summary			
Circuit	Description	Load	Fixture Qty
A	Football	16.38 kW	14

Fixture Type Summary							
	Source	Wattage	Lumens	L90	L80	L70	Quantity
TLC-LED-1200	LED 5700K - 75 CRI	1170W	136,000	>120,000	>120,000	>120,000	14

Light Level Summary

Calculation Grid Summary								
Grid Name	Calculation Metric	Illumination					Circuits	Fixture Qty
		Ave	Min	Max	Min/Max	Min/Ave		
Soccer	Horizontal Illuminance	273	208	350	0.59	0.76	A	14
Spill Blanket for Soccer	Horizontal	47.3	0	390	0.00	0.00	A	14
Spill Blanket for Soccer	Max Vert Illuminance (by Light Bank)	68.8	0	505	0.00	0.00	A	14

From Hometown to Professional



We Make It Happen®

Not to be reproduced in whole or part without the written consent of Musco Sports Lighting, LLC. ©1981, 2021 Musco Sports Lighting, LLC.

EQUIPMENT LIST FOR AREAS SHOWN							
Pole			Luminaires				
QTY	LOCATION	SIZE	GRADE ELEVATION	MOUNTING HEIGHT	LUMINAIRE TYPE	QTY / POLE	THIS GRID
4	S1, S3-S4 S6	15.24m	-	15.24m	TLC-LED-1200	2	2
2	S2, S5	15.24m	-	15.24m	TLC-LED-1200	3	3
6	TOTALS					14	14

Tallaght 3G Pitch

Tallaght, Leinster

GRID SUMMARY	
Name:	Soccer
Size:	92.0m x 52.0m
Spacing:	10.0m x 10.0m
Height:	1.0m above grade

ILLUMINATION SUMMARY	
MAINTAINED HORIZONTAL LUX	
Entire Grid	
Guaranteed Average:	250
Scan Average:	273.36
Maximum:	350
Minimum:	208
Guaranteed Min / Avg:	0.6
Min / Avg:	0.76
Min / Max:	0.59
UG (adjacent pts):	1.51
CU:	0.88
No. of Points:	60
LUMINAIRE INFORMATION	
Applied Circuits:	A
No. of Luminaires:	14
Total Load:	16.38 kW

Guaranteed Performance: The ILLUMINATION described above is guaranteed per your Musco Warranty document and includes a 0.95 dirt depreciation factor.

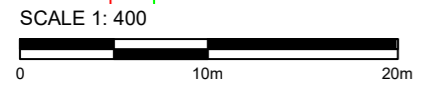
Field Measurements: Individual field measurements may vary from computer-calculated predictions and should be taken in accordance with IESNA RP-6-15.

Electrical System Requirements: Refer to Amperage Draw Chart and/or the "Musco Control System Summary" for electrical sizing.

Installation Requirements: Results assume ± 3% nominal voltage at line side of the driver and structures located within 3 feet (1m) of design locations.



LA1; 4.3m



Pole location(s) ⊕ dimensions are relative to 0,0 reference point(s) ⊗



We Make It Happen.

Not to be reproduced in whole or part without the written consent of Musco Sports Lighting, LLC. ©1981, 2021 Musco Sports Lighting, LLC.

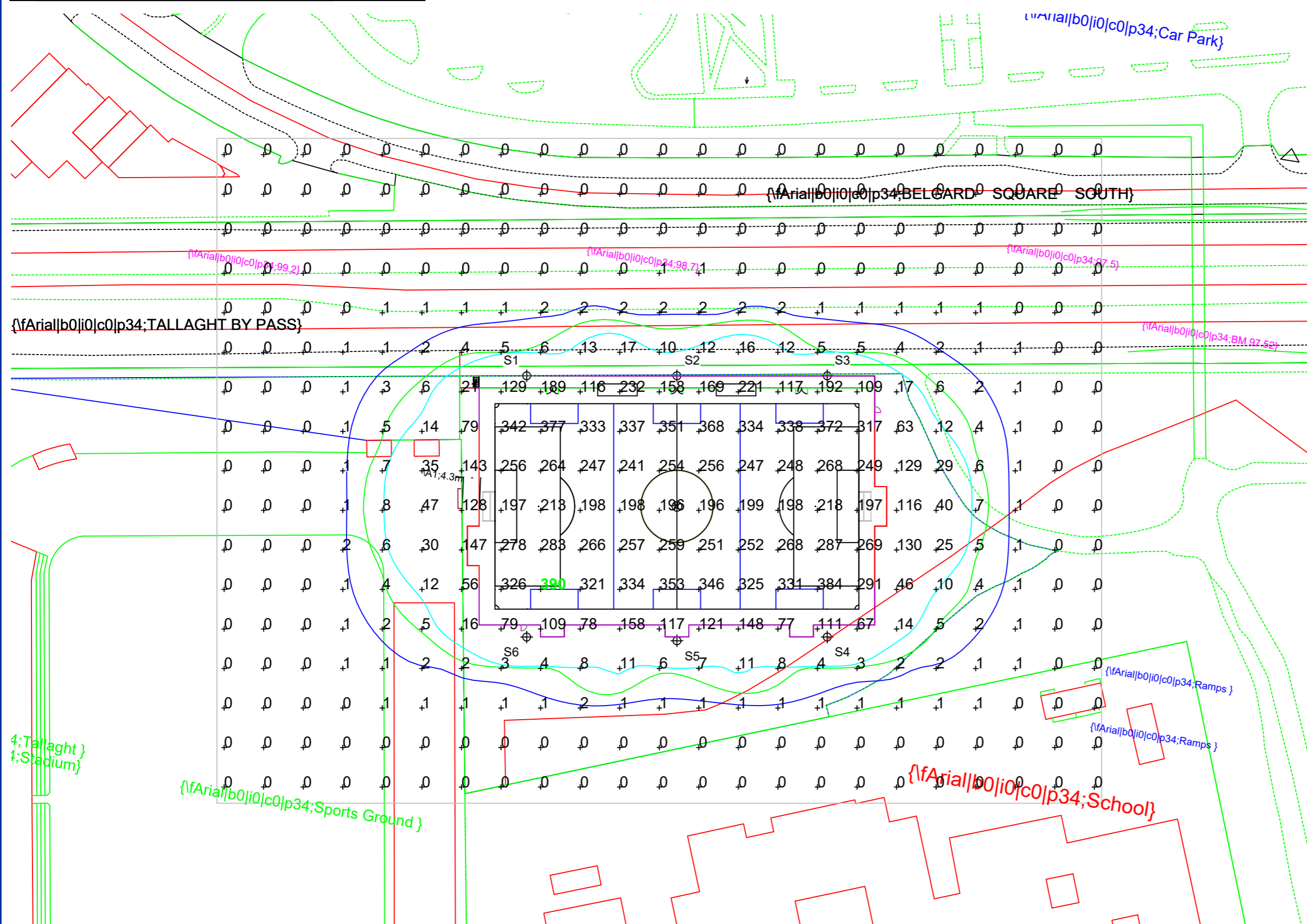
EQUIPMENT LIST FOR AREAS SHOWN									
Pole				Luminaires					
QTY	LOCATION	SIZE	GRADE ELEVATION	MOUNTING HEIGHT	LUMINAIRE TYPE	QTY / POLE	THIS GRID	OTHER GRIDS	
4	P1-P4	12.19m	-	12.19m	TLC-LED-550	2	2	0	
4	S1, S3-S4 S6	15.24m	-	15.24m	TLC-LED-1200	2	2	0	
2	S2, S5	15.24m	-	15.24m	TLC-LED-1200	3	3	0	
10	TOTALS						22	22	0

Tallaght 3G Pitch

Tallaght, Leinster

GRID SUMMARY	
Name:	Spill Blanket for Soccer
Spacing:	10.0m x 10.0m
Height:	1.0m above grade

ILLUMINATION SUMMARY	
MAINTAINED HORIZONTAL LUX	
Scan Average:	47.32
Maximum:	390
Minimum:	0
Min / Avg:	0.00
Min / Max:	0.00
UG (adjacent pts):	35.73
CU:	0.78
No. of Points:	391
LUMINAIRE INFORMATION	
Applied Circuits:	A, B
No. of Luminaires:	22
Total Load:	20.7 kW

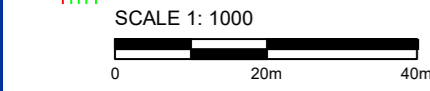


Guaranteed Performance: The ILLUMINATION described above is guaranteed per your Musco Warranty document and includes a 0.95 dirt depreciation factor.

Field Measurements: Individual field measurements may vary from computer-calculated predictions and should be taken in accordance with IESNA RP-6-15.

Electrical System Requirements: Refer to Amperage Draw Chart and/or the "Musco Control System Summary" for electrical sizing.

Installation Requirements: Results assume ± 3% nominal voltage at line side of the driver and structures located within 3 feet (1m) of design locations.



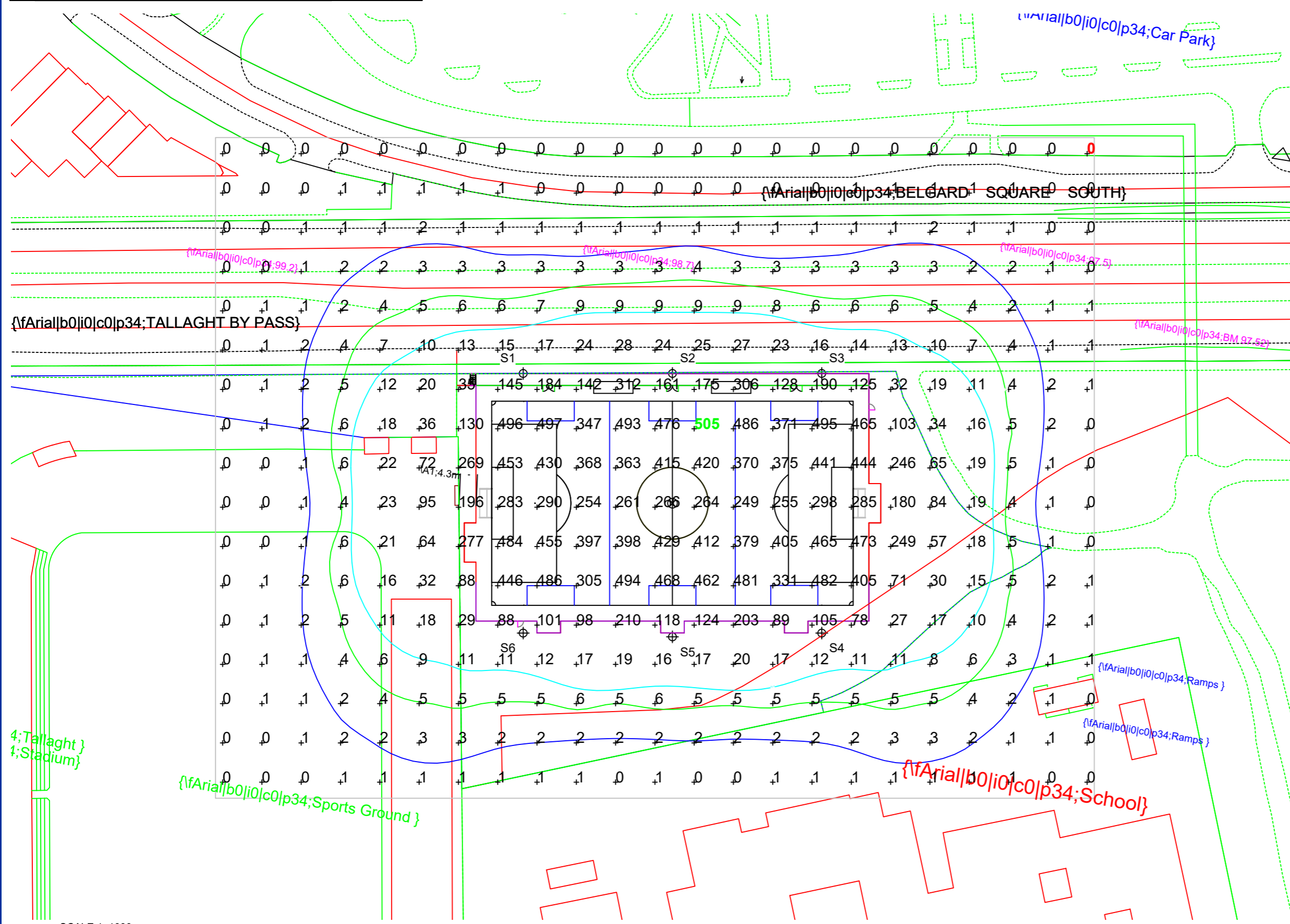
EQUIPMENT LIST FOR AREAS SHOWN									
Pole				Luminaires					
QTY	LOCATION	SIZE	GRADE ELEVATION	MOUNTING HEIGHT	LUMINAIRE TYPE	QTY / POLE	THIS GRID	OTHER GRIDS	
4	P1-P4	12.19m	-	12.19m	TLC-LED-550	2	2	0	
4	S1, S3-S4 S6	15.24m	-	15.24m	TLC-LED-1200	2	2	0	
2	S2, S5	15.24m	-	15.24m	TLC-LED-1200	3	3	0	
10	TOTALS						22	22	0

Tallaght 3G Pitch

Tallaght, Leinster

GRID SUMMARY	
Name:	Spill Blanket for Soccer
Spacing:	10.0m x 10.0m
Height:	1.0m above grade

ILLUMINATION SUMMARY	
MAINTAINED MAX VERTICAL LUX	
Entire Grid	
Scan Average:	68.82
Maximum:	505
Minimum:	0
Min / Avg:	0.00
Min / Max:	0.00
UG (adjacent pts):	12.73
CU:	0.78
No. of Points:	391
LUMINAIRE INFORMATION	
Applied Circuits:	A, B
No. of Luminaires:	22
Total Load:	20.7 kW

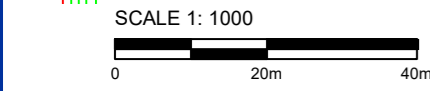


Guaranteed Performance: The ILLUMINATION described above is guaranteed per your Musco Warranty document and includes a 0.95 dirt depreciation factor.

Field Measurements: Individual field measurements may vary from computer-calculated predictions and should be taken in accordance with IESNA RP-6-15.

Electrical System Requirements: Refer to Amperage Draw Chart and/or the "Musco Control System Summary" for electrical sizing.

Installation Requirements: Results assume ± 3% nominal voltage at line side of the driver and structures located within 3 feet (1m) of design locations.

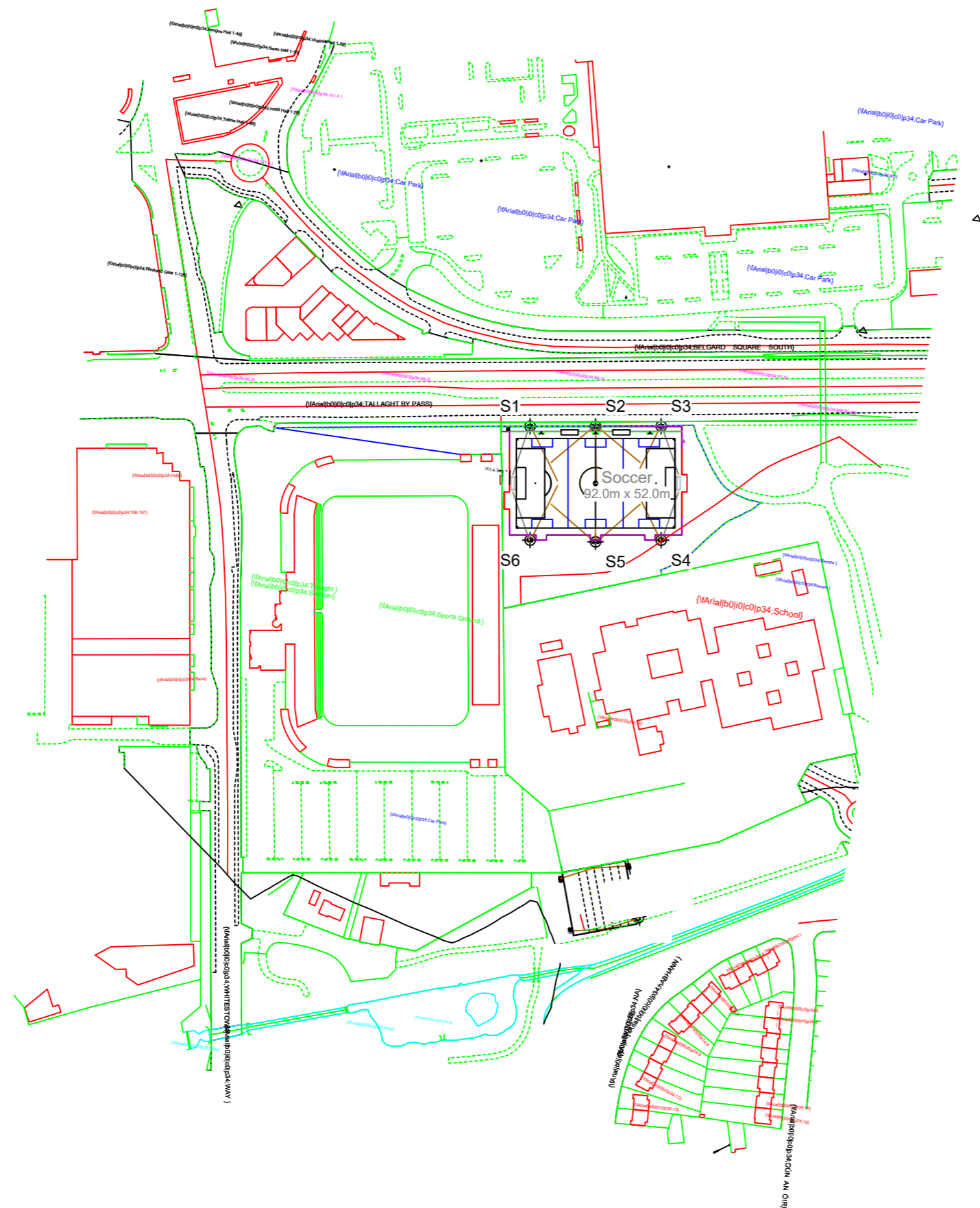


Pole location(s) ⊕ dimensions are relative to 0,0 reference point(s) ⊗



Tallaght 3G Pitch

Tallaght, Leinster



EQUIPMENT LAYOUT

INCLUDES:
- Soccer

Electrical System Requirements: Refer to Amperage Draw Chart and/or the "Musco Control System Summary" for electrical sizing.

Installation Requirements: Results assume ± 3% nominal voltage at line side of the driver and structures located within 3 feet (1m) of design locations.

EQUIPMENT LIST FOR AREAS SHOWN

QTY	Pole		Luminaires			QTY / POLE
	LOCATION	SIZE	GRADE ELEVATION	MOUNTING HEIGHT	LUMINAIRE TYPE	
4	S1, S3-S4 S6	15.24m	-	15.24m	TLC-LED-1200	2
2	S2, S5	15.24m	-	15.24m	TLC-LED-1200	3
10	TOTALS					14

SINGLE LUMINAIRE AMPERAGE DRAW CHART

Ballast Specifications (.90 min power factor)	Line Amperage Per Luminaire (max draw)					
	208 (0)	220 (0)	240 (0)	277 (0)	347 (0)	480 (0)
Single Phase Voltage						
TLC-LED-1200	7.0	6.6	6.1	5.2	4.2	3.0

SCALE 1: 3000



ENGINEERED DESIGN By: Carlos Castaneda · File #211227A · 22-Mar-21

Pole location(s) ⊕ dimensions are relative to 0,0 reference point(s) ⊗



We Make It Happen.

Not to be reproduced in whole or part without the written consent of Musco Sports Lighting, LLC. ©1981, 2021 Musco Sports Lighting, LLC.

EQUIPMENT LAYOUT